



**DIMENSION NEXT**

“

**There are three responses  
to a piece of design  
Yes, No & WOW!  
WOW is about Women  
Architects here.....**

”

# WOMEN POWER IN FOUNDATION OF - eseed



## Journey On The Golden Path

This is like the fire flies....  
 One saw the path  
 Others followed...  
 One saw the direction  
 Others joined in....  
 Many more joined in.....  
 And onward began the journey.  
 The journey on the golden path!

It all began with one letter, written by Ar. Surat Jadhav (first pass-out batch) to me, Ar. Anjali Agrawal (third pass-out batch). 'Let's meet. Let's have a get together.' That was the spark, to get the fire ball rolling. 1991, It all started.

The first reunion in 1992 of three pass-out batches along with the teachers at Panahala was flagged off. It was fun, walking the memory lanes and sharing experience. The aim was fulfilled. It was so infectious that we planned to meet every year on 26th January. First day in college and then the outing. It was easy to remember with no excuse to say, 'Oh! I did not know the date's.' The flame continued. It became a ritual every year. An association was formed. Ex- students association. The fire flies kept returning to the nest. 2000 dawned. The millennium year. The journey of diversified guests began. After all 'Architecture is the mother of all arts!!!' Momentum reached great heights. The more the members the brighter it got. 2004 saw a new awakening. 'If we meet every year, why not meet with a purpose!!' And was born E-seeed. The desire to do something for the benefit of others. The system was formed, constitution drafted. E-seeed, Architect's trust, Charitable Trust paved it's way in the direction of the golden path. There was no looking back. Every year new members joined in, new glow, new vision. Dimension Next, the annual magazine was born. The annual social event was a gathering with a new call. It was no longer an annual ritual but a year long ritual. Different events, year long activities, study tour, competitions, motivating the youth paved it's path to a more uplifting of the Trust and the members. I have been a former member and trustee from 1991 till 2023. I have seen E-seeed grow from a family to a Trust.

Today I see it as an institution in itself. Architecture has diversified. Newer generations get added and newer ideas and vision and a new light is seen. I would like to see E-seeed reaching out to the masses. Each one has a talent. eseed is a platform for talents. I envisage that this talent be shared selflessly as a means of education and source of inspiration. We eseedians have the onus of reaching out to those with less opportunities and bring them on this golden path as we would have done during our college days. We being one of its kind, we should set up an example not only in the city but states and the nation and the world. We should work to uplift the fraternity to be proud to be Architects.

The Trust will keep growing and so will the family.  
 Let's walk the journey on the golden path hand in hand  
**GLOW AND SHINE Eseed.**

**Ar. Anjali Agarwal**  
**Founder Trustee**

# WOMEN POWER IN FOUNDATION OF - eseed



It fills me with great joy to share my journey as a proud member of the eseed community since 1996, a bond that continues to this day and will last forever. eseed represents more than just a trust for architects; it embodies a deep-seated trust and faith we've built together for eternity. Originally, this trust started as a tight-knit group of alumni from the College of Architecture, who would meet annually to relive the cherished memories of their college days, filled with laughter and tears of joy. Recognizing the potential in these gatherings, a group of senior alumni, envisioned something greater. The strong bond between us transformed these yearly reunions into the establishment of a trust, where all of us assumed the role of a trustee with a clear mission: to harness our collective knowledge and enthusiasm for the betterment of society. eseed was our channel to utilize the vast experiences and talents of architects to make a meaningful impact on the community. Now, the eseed family has grown to over 1,200 members, with this number expanding annually as new faces brimming with fresh ideas join us, the eseed family is rich with creative minds, making it one of the most vibrant communities making us locally global. I eagerly anticipate our annual event, viewing it as a sacred ritual, in conclusion, words fall short of capturing the essence of eseed; it is something that must be experienced whole heartedly and individually firsthand through our thoughtful events.

**Ar. Kavita Jawdekar.**  
**Founder Trustee**

### Down The Memory Lane. Trustees

Ar. Surat Jadhav	President
Ar. Ninad Randive	Vice President
Ar. Shrikant Anpat	Secretary
Ar. Nitin Khire	Jt. Secretary
<b>Ar. Anjali Agrawal</b>	<b>Treasurer</b>
Ar. Umesh Mane	Trustee
Ar. Jeevan Bodake	Trustee
Ar. Ranjit Nikam	Trustee
Ar. Aslam Kadri	Trustee
Ar. Sreenivas Chundury	Trustee Training Programme Co-ordinator
Ar. Shrikant Patil	Trustee
<b>Ar. Kavita jawdekar</b>	<b>Trustee</b>
Ar. Manish Kute	Trustee Website Co-ordinator

WOMAN  
POWER

Ar. Sreenivas Chundury  
**President**

Ar. Ninad Randive  
**Secretary**

Ar. Sarang Joshi  
**Treasurer**

**Trustees**

Ar. Surat Jadhav  
Ar. Umesh Mane  
Ar. Ketan Jawdekar  
Ar. Shrikant Anpat  
Ar. Harshada Naik  
Ar. Ranjit Nikam  
Ar. Amit Oswal  
Ar. Geetanjali Naik  
Ar. Chaitanya Bhurke  
Ar. Suhas Shirgave

**ASE 2024 Team**

Ar. Gautam Naik (convenor)  
Ar. Kavita Jawdekar (co-convenor)  
Ar. Ketan Jawdekar (ASE 2024 Trustee in charge)  
Ar. Ninad Randive  
Ar. Nimish Shah  
Ar. Geetanjali Naik

EX-STUDENT'S  
EXCELLENCE IN  
EMERGING  
ENTREPRENEURS  
DOMAIN

e-seeed

Architects trust



Very happy to bring forth yet another dimension of Dimension Next.... Unfolding the contribution of women alumni of e-seeed across India to the field of architecture. Every year Dimension Next prints the current approach and expression of the alumni through their contributory work not only in architecture but also landscape, interiors, product design and other allied fields. This year the magazine is all set out to capture different responses created by our versatile female influencers. The projects cover varied expressions such as modern, high-end interiors, minimalistic approach, interior styling, conservation, high-tech and sustainable design solutions. Spanning across different geographic location the readers will enjoy both the visual and content treat. Many of the experiments in design as seen here are taking in to account the amalgamation of art, technology and design. I thank my editor trustee Ar. Geetanjali Naik and my fellow e-seeedians for their contribution. Hope you enjoy this edition.

**Best wishes.**

**Ar. Harshada Naik**  
**Magazine Trustee In Charge**



I am immensely honoured to hold the roles of trustee, Eseed and Editor of Dimension Next magazine, 2024 Women Special Edition. This 17th edition marks a significant milestone as it launches during the historic year of Eseed Trust's 34th year at the event "Jeevachi Mumbai" on the high seas. This edition is ground breaking, being the first to celebrate the incredible women of Eseed. My passion for graphic design and the hard work of our editorial team have culminated in a magazine that is not only a feast for the eyes but a celebration of women's empowerment in architecture, interior, and landscape design. I am thrilled to share this labour of love with you and extend my deepest gratitude to every woman who has enriched this magazine with their contributions. In my inaugural year as an Eseed trustee, this magazine embodies my tribute to womanhood, with a cover I designed to honour the strength and spirit of the Woman Architect. It is bold, vibrant, elegant, and powerful. A toast to life and its beauty! A special thanks to Ar. Harshada Naik, my fellow trustee and Magazine in Charge for planting the idea of this women-focused edition and A special shout out to the incredible 'Jeevachi Mumbai' ASE team 2024 which includes Ar. Ninad Randive, Ar. Ketan Jawdekar, Ar. Kavita Jawdekar, Ar. Nimish Shah and finally, my life partner, Ar. Gautam Naik. Their encouragement, trust, and support have been pivotal in bringing this dream to fruition in record time. **Together, we have achieved something wonderful.**

**Ar. Geetanjali Naik**  
**Editor Trustee**

# e-seed Anthem

धरती के कणकण में,  
जुड़ी जड़े है हमारी,  
शक्ति और कौशल्यसे बनी,  
कलानगरी है हमारी।

SPSMBH'S का,  
कॉलेज ऑफ आर्किटेक्चर,  
है पेहचान हमारी,  
इस महावृक्षके संतान है हम,  
Seed से लेके e-seed तक,  
गाथा है हमारी।

वास्तुशिल्प, कला और संस्कृती,  
हमारे अस्तित्व का है ये घरौंदा,  
सिर्फ भारत हि नही,  
पुरी दुनियामें है हमारा कारवाँ।

बुलंदी को छुना,  
ध्येय है हमारा।  
Only sky is the limit  
है ये लक्ष्य हमारा।

Ex student's of Architecture है हम,  
Emergence है हम,  
Excellence है हम,  
Entrepreneurs है हम,  
e-seedian's है हम,  
e-seed है हम  
SPSMBH'S हम है  
e-seed हमारी है।



**Ar. Gautam Naik**  
e-seedian  
Lyricist



**Ar. Mandar Apte**  
e-seedian  
Singer

**Kashyap Sompura**  
Music Composer



11 Home to a Frida Kahlo-‘Icon of female Creativity’ and House of Green Walls  
Ar. Nupur Magdum

20 Upstairs - A Split Level House and Walnut House  
Ar. Pooja Bihani

29 A Soft Symphony Embracing Tradition and Modernity  
Ar. Rachana Shah

72 Simplicity is the Ultimate Sophistication  
Ar. Swati Patil

77 Villa One & Alex Residence  
Ar. Avani Shah

86 House that Personifies Art & Ethical Hedonism  
Ar. Geetanjali Naik

35 Late Shri Vilasrao Deshmukh Memorial at Latur & Landscape for a Sez Campus  
Ar. Manjiri Mahajan

46 ANA Architects Studio & Modern Luxury Boutique Hotel Atharva  
Ar. Harshada Naik

51 Bungalow with Courtyard for Dentist Couple  
Ar. Ujjwala Mirajkar

93 Curated Spaces... Interiors that Tell a Story  
Ar. Kavita Jawdekar

96 Grow stronger together  
Ar. Girija Kulkarni

98 Sophistication & Glamour  
Ar. Rutika Tendulkar

55 Art is the Best Escape  
Ar. Preeti Divekar

59 A Fusion of Timeless Charm & Modern Elegance  
Ar. Vaidehi Bagade

66 Life journey..... filled with opportunities  
Ar. Kavita Poptani Wakde

102 In The Right Light at The Right Time  
Ar. Amruta Haval

104 Restoration & Conservation of Lake Rankala, Kolhapur  
Ar. Anjali Jadhav

## HOME TO A FRIDA KAHLO

*"icon of female creativity"*

HER PORTRAIT  
HOLDS PRIDE OF  
PLACE IN THIS  
HOME & REMINDS  
US, SHE'S  
RELEVANT EVEN  
TODAY!! WHERE  
ART & SOUL  
COLLIDE!!

Every time we step back in, we experience the joy of returning. A stylish and well thought-out interior that fits client's personality, a house so that it gives joy and warmth that reflects client's spirit.



Ar. Nupur Magdum  
- SERNYA SPACES.



In the guest room, monochrome reigns supreme whereas in the family there's a dash of bold deep blue hues .  
The contrasting black furniture adds a touch of content & drama, creating a space that is visually striking and inviting!!



Infusing the room with artistic energy, warm and unpretentious dramatic & inviting. The ultimate space to unwind, amidst eclectic furniture and décor that reflects the client's unique style, It's cozy, soft colors, warm accent lights, wicker back chairs with an open grain black veneer dining top, the colorful wall art accents (meaningful & unique ), all together create striking focal points

Completely customized, carefully curated and personalized.

Inspired by Frieda's artistry and love for nature, elements , materials & colors, inspired by nature, yet bold & playful mirroring the young owners personality.



This biophilic home is aptly named the

# HOUSE OF GREEN WALLS



Ar.Nupur Magdum  
- SERNYA SPACES.





A close-to-the-nature look, open floor plan combines at least two traditional rooms by leaving out the interior partition walls. Open floor plans may bring to mind one large space, Think versatility and multiple uses. An Abundance of Natural Light, Easy entertaining More space for your family. Easier to Supervise Kids Modern Living Style ... Consider these benefits that come from a lack of walls. It's often said that open floor plans make spaces feel bigger.

**Living close to the nature has always been, where humans feel fresh, healthy and at peace.**



While this is true, the absence of walls actually allows you to maximize your existing space. It allows for flexibility and the ability to create the maximum amount of floor space, making it easy to work with oversized furniture pieces and create separate interest areas. The best parties and gatherings are able to take advantage of the easy traffic flow and flexible layout of open space.. Open-concept plans keep your guests from being crowded into corners and maintain the spacious feel of your home.



Since the kitchen is often the anchor of an open floor design, it becomes easier to host while interacting with guests. With no walls to divide up the space and block the light from windows, open floor plans let sunlight travel and connect indoor spaces with outdoor ones. The result is bright rooms with direct views of the outdoors, an airy feel, and room for houseplants.



**How can we forget the greens when we talk of the nature?**

We've created vertical gardens on all boundary walls visible from within the rooms... Giving significant attention to its design including careful layout & potentially tricky calculations... But Isn't it always one step at a time to get to the top .

Open Concept : flexibility and interactive floors & volumes with overlooking cut-outs and double height, adding visual interest and vastness.

A close-to-the-nature look is achieved by adding natural materials like stone / wood & big windows to let in the sun and the wind in (& save energy )

## OUR FAVOURITE CORNERS OF YOUR HOMES...

“Where you sit to enjoy the pitter-patter of raindrops, the waves crashing, the morning sun, where you play with your little ones or your pets or look at that huge resilient beautiful tree just touching the glass pane.. this is where you crash at the end of a long day and where you sometimes inadvertently fall asleep.”

your favorite spot: keep a stack of books nearby for a quick hit of inspiration.

### HOUSE OF GREEN WALLS”:

Closest to the nature has always been, where humans feel fresh, healthy and at peace. Vertical gardens on all boundary walls visible from within the rooms. Attention to design including careful layout with open concept, flexibility and interactive floors & volumes, overlooking cut-outs and double height, adding visual interest and vastness. When you need a little respite at the day's end, every element needs to be just right to help you de-stress !!



Your bedroom can be more than just a place to sleep. It can also be your inner sanctum, where you begin and end the day by reading, relaxing or just unwinding. If your bedroom needs more serenity and less drama. Try these ideas to create the comfortable, restful space you've always dreamed of by these simple ways to turn your bedroom into a sleep sanctuary. When you need a little respite & rest your weary head. Every colour or element needs to be just perfect to help you de-stress at the end of a long day!!



## Ar. Pooja Bihani

PRINCIPAL ARCHITECT & FOUNDER, SPACES & DESIGN

## UPSTAIRS.

Pooja Bihani, Principal Architect, Spaces & Design adds, “This whole project is very dear to me. It’s because I grew up in a house which had a split level. And for me, the whole thing of the connectivity, the visual connection of all levels, through other levels with a half flight staircase was something which I grew up in my maiden home back in Kolhapur. Somehow, uncannily or psychologically, the mind related to that and that is why the staircase was given probably so much importance and it turned out the way it turned out. It was indeed a showstopper and, hence, true to its name – Upstairs.”

The entire project was completed within lockdown and realised within a budget constraint. It plays on the split level adding to the sculptural quality of the staircase and uses a distinct design solution of double walling to resolve structural defects and make

Offering a unique configuration of spaces and a distinctive floor plate— Upstairs is a split-level house located in Kolkata. It is divided into three levels with an area of around 700 sqft each, wherein there is a connection between different levels offering an unobstructed view of each floor. Hence, the staircase here acts as a connecting link and as a physical barricade between two levels. Since it is a split level, therefore half flight staircases are used, making them a standout element of the design.

Staircases, being the highlight here, are treated in a way so as to render a soft, seamless and curvy finish. They act as a sculptural element and a common thread that ties different parts of the space together— hence, staying true to the given name, Upstairs.



*Project Completion February 2022*

Offering a unique configuration of spaces and a distinctive floor plate— Upstairs is a split-level house located in Kolkata. It is divided into three levels with an area of around 700 sqft each, wherein there is a connection between different levels offering an unobstructed view of each floor. Hence, the staircase here acts as a connecting link and as a physical barricade between two levels. Since it is a split level, therefore half flight staircases are used, making them a standout element of the design.

Staircases, being the highlight here, are treated in a way so as to render a soft, seamless and curvy finish. They act as a sculptural element and a common thread that ties different parts of the space together— hence, staying true to the given name, Upstairs.

The walls along the staircase leading to the third level are punctured to display various curios. On the left is the utility which was stationed right at the top level so that it doesn’t disturb the everyday living and on the farther end towards the right, is the guest room.

The staircase was cast on-site and made with in situ terrazzo bringing in an organic handmade feel. It was a lengthy and laborious process that turned out really well in the end. The foyer was characterised by a rust coloured wooden door leading to a buffer space which offers a view of the entire expanse of the house.



The clients are a young, well-travelled couple who like to keep up with the modern-day trends. Hence, the space was given a unique identity reflecting their lifestyle and persona through the narrative of soft curves and Bauhaus inspired forms and colours.



The challenging aspect was dealing with the structural part as the building was quite old. The walls were all crooked without any alignment. All the beams and columns were exposed and not in line with one another. Hence, we decided to incorporate double walls to correct the alignment and straighten the walls. This allowed us to accentuate the walls with numerous round and oval niches making the space feel more dynamic, interesting and in line with the narrative of the design. Double walling helped in saving resources and adding durability as otherwise, the process of creating niches would have increased the costs. In terms of materiality, wood panelling was avoided in general. Instead, a singular veneer is used throughout the three levels. However, the personalisation of spaces is done to some degree to avoid monotony and add to the character of the rooms. Jade green was used to bring youthful energy to the space and make it feel more contemporary. A lot of curved furniture and black charcoal finish were used with customised door handles and hand-painted niches, making the entire space seem cohesive and guided by a singular design narrative.




The circular and curvilinear niches are a widely used motif throughout the house— be it in bathrooms or walls of common areas. The client brief was to divide the different levels according to the functions. Hence, the zoning was done in a way that all the public zones or common areas like the living room, dining area and kitchen were on the first level. The servant quarters were also provided on the first level so as to maintain privacy.



The master bedroom has a jade green colour scheme as well. It consists of sliding doors that lead to the balcony. The balcony was created in an effort of aligning the whole geometry because it was an irregular triangle shape. We made a nice standing balcony with some lanterns and greenery in there. There is a large walk-in for the couple including the toilet.



The round walling here ingeniously conceals the wardrobe space. A spacious toilet with high-lined tiles, a shower space and a large basin adds to the elegance. So within the structural constraints, we could manage a lot of stuff just by meticulous planning. The second level includes all the private rooms like the private den, master bedroom complete with a walk-in closet, a master toilet and a serene balcony. The third level comprises of the guest bedroom, kid's room and utility zone. In this case, the split level naturally allowed us to divide the spaces based on use. Again, the guest room carries the vibes of the house, with the characteristic jade green. In front of the guest room is the kid's room or to-be kid's room. It is not personalized yet but is highlighted by a canopy bed and a bathroom made in terrazzo.



The walls of the powder room on the second level are accentuated by quirky minion sketches adding to the youthful energy of the interiors.



POWDER ROOM



The parents' bedroom is adorned with Sabyasachi and Nilaya wallpaper, creating a warm and comfortable vibe. The bed has a 60s factor that brings warmth. The toilets match the interiors of the room. It has tobacco brown flooring with a herringbone pattern which looks like wooden flooring but is actually marble. It has curated panels at the back of the headboard.



As was expected by the client, the house exudes warmth and familiarity, keeping in line with the open spaces of their native. Staying in touch with their roots was essential in their new abode and that was well carried out in the overall conceptualization of their home. On the right is the walk-in wardrobe. A large master toilet is conceptualized in black and white with intricate mouldings. The room has large windows for ample light.

## Walnut House.

The colour scheme throughout the house is walnut with complimenting colours. The tobacco brown marble flooring is elevated with all the textures. The marble and veneer add to the walnut theme of the house.

The clients, belonging to Siliguri, desired an open house with a lot of free-flowing space, proper sunlight and ventilation. No major structural changes were made as it is an RCC structure. The balcony was removed to create an informal living space and was converted into a home theater with all the state-of-the-art setup.



Next to the informal living room is the guest room where the bed and wardrobes are finished in walnut wood. A graphic wallpaper is added on the wardrobe shutters. Further along the passage is the kid's room, graced with a distinct shade of blue.


Boxes have been provided under a console to house the child's books and toys and the study desk has a terrazzo top.

The terrazzo theme can be seen in the toilets as well. The wallpaper is boyish and grows with the child.

Ar. Pooja Bihani



Entering the house, you are greeted with a beautiful floor inlay and strong geometrical patterns. The walls are treated with a leather finish marble. On the left is the serene Pooja area which has beautiful onyx concentric arches, lit very softly. The space is accentuated with an attractive rug adding warmth. The walls from the entrance lobby to the passage have a special river sand texture. The dining area is wonderfully lit with lighting products from Arjun Rathi Design Studio. The dining storage is integrated with the kitchen door which also has a fluted glass design. The storage is beautifully carved out and adorned with claymen art series of sculpture. The kitchen is bright and chirpy, carrying the theme of walnut with grey coloured glass. The dining opens into a large informal living area with a home theater. As you enter the lobby, to the left is the buffer zone with plants and benches for seating. The main door is made of carved contemporary walnut wood. Walnut is the recurring theme throughout the house.



## A Soft Symphony Embracing Tradition and Modernity.

Our lovely clients wanted a home that reflect their aesthetic sensibilities and priorities. Creating a sense of expanse and keeping the spaces balanced was imperative. The spaces here celebrate ethnicity whilst keeping a contemporary theme. Warm earthy tones dominate the colour scheme of interior, complemented by the splashes of refreshing pastels, creating a soothing ambience. The project seamlessly weaves together elements of traditional Indian architecture with modern design principles, resulting in a dwelling that speaks to the souls of the inhabitants. As you enter the Residence, you are greeted by a grand veranda with the charm of pergola, landscaped garden, integrated with natural materials like stone, wood and metal adding a touch of authenticity to the living spaces. The project seamlessly weaves together elements of traditional Indian architecture with modern design principles, resulting in a dwelling that speaks to the souls of the inhabitants. Mandir, place of peace is the most striking element of the house. The concept draws inspiration from India's diverse culture, infusing the space with water body, intricate detailing, vibrant colours, and a harmonious balance of textures. In puja room, water body serves as a sacred symbol of spiritual purification and divine blessings. The gentle sound and sight of flowing water create a serene ambience that uplifts the soul and elevates the spiritual **e x p e r i e n c e .**

**Ar. Rachana Shah**

THE INVASION STUDIO



# REVANTA



Interior spaces are adorned with stone accent walls, wood, jute textured fabrics, cane, traditional furniture pieces which evoke a feeling of being connected to the earth, maintaining aesthetic integrity of the spaces. Whether it's a sleek glass tops, classic silhouettes, sculptural stone art pieces everything stands a testament to the fusion of cultural aesthetics and modern comforts, offering a unique narrative in every corner. The fusion of old and new creates a warm and inviting atmosphere that celebrates our rich cultural tapestry.



## Overview

### A stylish interior transformation of the apartment!

The project redefines the concept of chic living, offering a harmonious blend of style, functionality and comfort. The interiors showcase a seamless fusion of textures, from plush fabrics to sleek surfaces, creating an inviting and visually appealing ambience. This open layout also maximises natural light, creating an airy and inviting ambience that enhances the overall living experience.



- Ar. Rachana Shah



*The modern Living room serves as a canvas for creativity, blending comfort with aesthetics..*

The essence of this apartment lies in its open - concept living spaces blurring the lines between living, dining and kitchen areas creating a sense of spaciousness and connectivity. The interplay of different textures like stone, fluted glass, natural wood, plush upholstery, textured fabrics add warmth and dimension to the space enhancing its ambience. Clean lines, and minimalist silhouettes contribute to aesthetic that is both stylish and functional.

The kitchen serves as a fusion of functionality and style, seamlessly integrating innovative features with sleek aesthetics. High quality materials such as elegant counter tops, wood, veneer, fluted panels, glass, and matt finishes add depth and texture to the space, creating a visual focal point that compliments the overall design scheme. Sleek minimalist cabinetry, flat panel doors, innovative storage solutions and stylish finishes have been incorporated to minimize clutter and make the space look organized.



The Invasion Studio

In bedrooms, the integration of warm wooden flooring adds a touch of natural charm and elegance. Herringbone wooden flooring evokes a sense of timeless beauty and sophistication.

So clean lines, uncluttered spaces, restrained colour palette, luxurious bedding with tactile fabrics, rich tones and grains of wood add depth and character to the room creating a tranquil heaven where comfort, luxury and elegance converge.

By combining warm wood tones with sleek minimalism, abundant natural light, cozy textures, and personalised accents, this home is a heaven of comfort and sophistication.

Open-concept layout, large windows covered with free-flowing linen curtains, balconies with lush plantations, indoor greenery and natural finishing surfaces, everything together create a sense of coziness and relaxation, transforming the apartment into a very homely space to dwell.



## Company Overview

1. Bespoke Solutions:  
Tailored Furniture for  
Every Space

2. Office, Villa, or  
Anywhere:  
Our Wide Range Fits All

3. Ease Guaranteed:  
Your One-Stop Solution  
for Premium Furnishings

### More Info

For more information, contact us at  
[8655361869] or follow us on  
Instagram[colourcoatsfurnitureofficial]

### Location

Unit 1125, 11th Floor, Hubtown  
Solaris, Prof. Professor NS  
Phadke Rd, opp. Teli Gali, Vijay  
Nagar, Andheri East, Mumbai,  
Maharashtra 400069

Collection of

## ColourCoats Furniture



Ritzy

## Bespoke Furniture

Visit our showroom to explore our color palette and discuss your customization options with our friendly team. Let's create the perfect furniture pieces that reflect your personality and style!

## MEMORIAL PARK for Late Hon. Vikasratna Shri Vilasrao Deshmukh at Manjra, Latur

PLACEMAKING IS A MULTI-FACETED APPROACH TO THE PLANNING, DESIGN AND MANAGEMENT OF PUBLIC SPACES. PLACEMAKING CAPITALIZES ON A LOCAL COMMUNITY'S ASSETS, INSPIRATION AND POTENTIAL, WITH THE INTENTION OF CREATING PUBLIC SPACES THAT PROMOTE PEOPLE'S HEALTH, HAPPINESS AND WELL-BEING.



Ar. Manjiri Mahajan  
-SAMA Landscape Architects.

## DESIGN CONCEPT AS PER SITE CONTEXT

The design tries to combine the aspects of a Memorial Statue and an urban open public space in the city of Latur. The memorial was to be made for Late Hon. Vikasratna Shri Vilasrao Deshmukh.

After studying various aspects of his inspiring personality, the memorial was conceptualized such that it became a place of pride for the city as a whole.

An open public space where people would visit, unwind and spend time in and keep coming back. A capillary wave is a wave traveling along the phase boundary of a fluid, whose dynamics and phase velocity are dominated by the effects of surface tension.

Capillary waves are common in nature, and are often referred to as ripples. (Wikipedia)



## DESIGN SCOPE AND PROGRAMME

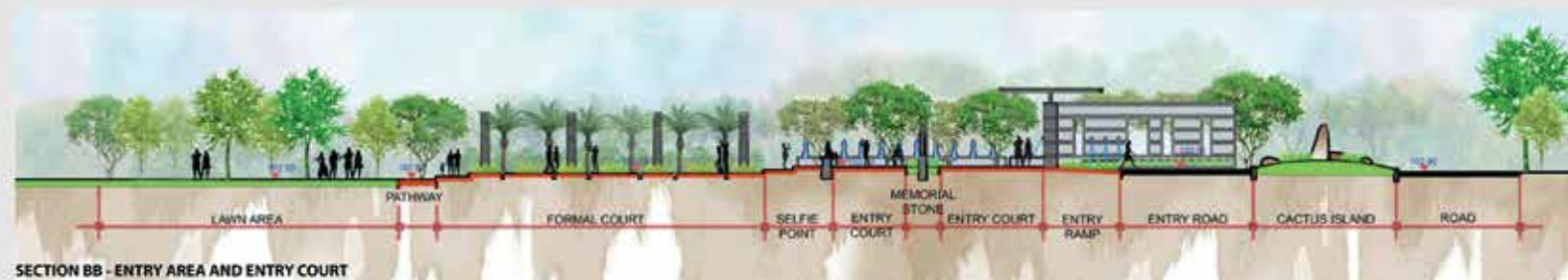
The Memorial garden needed to house a larger-than-life statue in such a way that it towered over the surrounding areas – a thought that their leader was watching over them and the city. Basic principles of Vastu design were followed to locate the statue, the entry points and the structures. Creating a fitting landscape as a foreground to the statue was the clients primary design brief.

## SOURCE OF INSPIRATION.

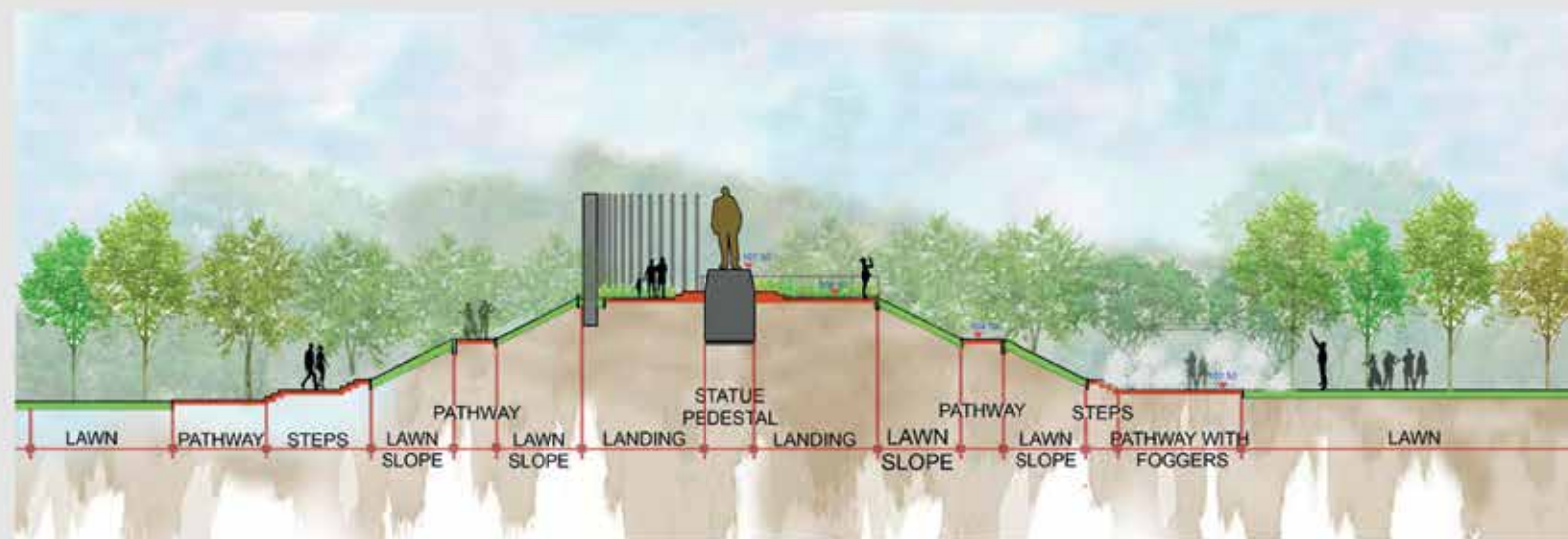


In the similar way the influence of a leader is experienced and felt far beyond its immediate location. The leader elevated by the masses, and his work spreading in ripples all around in a never expanding manner was the main concept. The simple image of a water ripple became out source of inspiration.

Apart from the various incentives, schemes and programs run by the factory for the betterment of the locals, the management was conscious about creating a space in the city where people could visit, spend time in and be proud of. A place which the people could proudly present to visitors as their own. The city or surroundings did not have a planned open space or a garden. The memorial garden thus was conceptualized as an open space for the city.



The Memorial garden needed to house a larger-than-life statue in such a way that it towered over the surrounding areas – a thought that their leader was watching over them and the city. Basic principles of Vastu design were followed to locate the statue, the entry points and the structures. Creating a fitting landscape as a foreground to the statue was the clients primary design brief.



## DESIGN INTENT

Site Area - 4 acres



### Client

Manjra Shetkari Sahakari Sakhar Karkhana Ltd. Latur

### THE PRIMARY THOUGHT WAS TO MERGE THE STATUE AREA WITH THE LANDSCAPE IN A WAY THAT IS GROWING OUTWARDS.

We wanted the statue to be one with the surroundings by creating an environment which was enticing and where a user would feel like spending time in. Apart from the client's design brief, it was crucial to create a natural habitat in this arid zone. It was critical to rejuvenate the environment by restoring and adding to the green cover, by creating a micro climate which was conducive to the birds, butterflies and insects as well.

Since the site was flattish, creating a flow and simple movement through the site offering varied experiences was challenging. A huge mound was conceptualized in the central zone which would house the statue. Surrounded by lush lawn, shrubs and trees, it gives a sense of contained existence in the otherwise open and large landscape.

Two primary accesses were created to approach the statue area. Circular paths radiating from the mound passed through various zones in the landscape offering varied experiences.

## ENVIRONMENTAL CONSIDERATIONS.



The lay of the land was considered and various zones were decided accordingly. The four quadrants were planted with native trees creating a Nakshatra garden, a Smriti garden and a fruit garden. Native varieties of flowering shrubs were selected that would thrive well in the arid climate. Butterfly attracting plants were selected that added a lot of colour to the planting. The main zones are defined with the use of the 'Shindi' (Phoenix Sylvestris) which is a native of that region.

A mix of native trees like Syzygium cumini, Azadirachta indica, Tamarindus indica, Sapindus laurifolius, Pongamia pinnata, Mangifera indica, Emblica officinalis and a few varieties of Ficus were used. Emphasis was laid on the seasonal variation in the flora by introducing native flowering trees like Bombax ceiba, Butea monosperma, Cassia fistula, Bauhinea racemose etc.

Native shrub varieties suitable for the climate of Latur like Vitex negundo, Thespesia populnea, Murraya koenigii, Carissa carendas, Caesalpine pulcherrima, Tecoma stans and Bamboo were planted along the boundary for a quicker green hedge and definition.





Most of the area was covered with ground covers which would help in retention of moisture. Mulching was done for the larger plants. Use of ornamental shrubs was kept minimum and was only concentrated along the main pathway edges.

The climate in Latur is dry and arid. Fountains were created at strategic locations to give a much needed respite. Microclimate creation within the site was achieved by installing a large area with foggers. They bring the temperature down thus making the garden more pleasant. The site is irrigated with a well designed irrigation system to save water. Recycled water from the factory distilleries is used for both these purposes.



## MATERIALS AND CONSTRUCTION METHODS

The factory premises had some old wells. The stones during digging was available at site. With some local stone masons the same stone was dressed and various treatment options were tried out. These stones were used to make the free standing columns and the curvilinear entry feature walls. Using large boulders lying around the site a boulder garden was created at the entry point. The floor palette was mostly rough and leather finished kadappa stone with some red granite for pattern making and accent. The main statue pedestal and floor was made in marble. The sleek free standing fins had to take care of the wind velocity and were made in RCC.

## COLLABORATION WITH THE CLIENT.



The team from the client side was sensitized towards the need for an ecological approach along with the design approach. We convinced them to have a mix of designed landscape near the entry areas and along the main axis but which went to become natural and wild as we went away. They agreed and allowed us to plant large areas with native trees. We used a lot of shrubs, grasses and ground covers. This helped in increasing the biodiversity and helped in creating a micro climate that was totally different from the otherwise dry arid climate. Once the plants were settled, they were happy to see a variety of birds and butterflies in the garden.



## CONCLUSION.

The local people are proudly using the place in the evenings. Families visit daily where kids can be seen running and playing on the grounds. Youngsters come to chitchat, take pictures and selfies thus making these visits meaningful. People throng the garden during important days where the factory celebrates certain occasions.

The Memorial garden can be summarized by four words – Aesthetic, Eye-soothing, Minimal and Naturalistic. It creates a peaceful and serene character, and by few elements, transforms an arid patch of land into a user-friendly environmental delight. The biggest strength of the design and execution is the use of materials and planting that create a desirable environment for humans and many other beings within an ecological framework.



# CAPGEMINI

LANDSCAPE FOR A SEZ CAMPUS  
AIROLI, NAVI MUMBAI

The total site is 31 acres out of which 17 acres was developed in the Phase 1 and 8 acres as phase 2.



The site is rectangular with a nala running through. It is more or less flat with no existing trees present. The first phase consisted of a main development block complex with four connected blocks and a cafeteria inside an Experience Centre and an Employees Relaxation Centre as isolated blocks. Landscape pockets of varied sizes were located across the site forming foregrounds to the buildings.



The Development blocks were connected by a split level podium. A continuous landscape walk was created between these blocks which culminated in a large court. The blocks overlooked this area, thereby making this an ideal place for people to come together. The main entry to each block was from this court. Keeping the mandatory allowances for the fire tender movement, this podium is treated like a pedestrian area with a symbolic central element.

An angular abstraction of the ying and yang is used as the central element symbolizing a merger. There were structural constraints for loading of the podium. Hence, we experimented and designed a unique way of creating the central large mounds. The mounds are hollow from inside.

Manjiri Mahajan

-SAMA Landscape Architects.

A lot of experimental work was done at site to get lawn on steep angular surfaces. The mounds are hollow as the structural slab could not be loaded more. The main framework is in fabrication with various layers added over it to get not only the desired look, but also to take care of the water drainage. The mounds are 6 feet tall and have a thickness of only 6 inches.

A large building surface facing the campus entry was designed as a combination of a vertical green wall and a cascading water feature in the center – 100 m long and 8 m high. This was created as a feature to camouflage 3 levels of parking floors behind. This became a major point for employees to hang out and for photo ops.

Taking advantage of a sloped filling, a large open amphitheater was created with large indigenous trees planted to create a mini urban forest. This is where the company celebrates its public events.

Formal landscape entry areas and courts, landscape pockets and terraces of various scales are created inside the blocks too.

A dedicated sports area with various play courts, a small cricket area, food kiosks, a walking loop amidst dense indigenous trees are also created.



The phase 2 consists of a much larger podium with extensive landscape and plenty seating and working areas designed to promote an open work culture concept. The podium, visible from higher floors is a visual floor graphic too. The layout takes clues from the column grid of the PT slab and the building lines and points of access to create a free flowing space that is interconnected. All areas and pockets wherever available are planted with indigenous and fruit trees for a greener campus.



## MODERN LUXURY HOTEL ATHARV

The modern luxury boutique hotel interior project located in Kolhapur is characterised by simple lines, detailed furniture pieces, monotone colours along with accompanying accents, material and accessory details that make a design statement.

Project Type - Hospitality Interior

Project Name - Hotel Atharv

Location - Kolhapur



Ar. Harshada Naik

ANA Architects, Kolhapur



The reception breaks the monotony of brass metal work and teak wood. Sofas are made to keep the contrast with the background. The ceiling is kept crisp with cove lights creating drama. The hotel has a multiple of lighting options ranging from strip lights to LED decorative fittings which enhances the volume. The use of warm colors makes the interior lighter and warmer, while the wood finishes laid a sense of informality. The narrow room corridors looked dull. Play of LED lights make it look interesting.





The interior of room is a combination of Teak wood and light warm colors. The minimalistic treatment of interior creates a sense of warmth and belonging. The painting & pottery designed by various artists make all the rooms interesting.



# ANA ARCHITECT STUDIO'

ANA Architects is conceptualised and crafted on the principles of Openness, Simplicity and Functionality. The open layout enables transparency by abandoning spatial hierarchy. Thus, boosting creative interactions and collaborations.



The Arrival is a waiting lounge (with vertical elements) that gives a subtle pause before it opens into the Discussion zone.



The space is divided in three zones:  
Arrival zone, Discussion zone and the Studio.



ARRIVAL ZONE



DISCUSSION ZONE



STUDIO ZONE

Further, the volume is binded with bamboo flooring, the ceiling in Oak veneer with concealed light fittings and the white background, gives a feeling of warmth.

The rack acts as a partition and creates a seamless space that merges into each other.

The discussion table doubles up in a meeting area.

The furniture is basic in terms of design and detail and has White and Oak finish.



## BUNGALOW WITH COURTYARD FOR DENTIST COUPLE

Plot shape is oblique having roads at north and west directions. The client showed concern over the irregular oblique shape of the plot but was convinced by the principal architect that due to the oblique shape it would enable in creating inclined lines that would go with the geometry of the plot adding to the formation of creative spaces internally and externally in the plan. A wall parallel to the inclined side of the plot marks one side of a courtyard in the bungalow thus creating an interesting space of the courtyard due to irregular geometry.

Ar. Ujjwala Mirajkar  
V.C MIRAJKAR ASSO. KOLHAPUR.



FIRST FLOOR PLAN



NORTH SIDE ELEVATION



SOUTH SIDE ELEVATION



WEST SIDE ELEVATION



EAST SIDE ELEVATION



GROUND FLOOR PLAN

ALT NO. 1



The pattern of the CNC cutting of the jaali is continued on the plain glass roof of the courtyard penetrating skylight through it. The courtyard has double height with CNC cutting jaali work on the west facing wall to create interesting play of shadows during the daytime and creating golden illumination of light during sunset. The external side of the inclined wall forms a niche for a double car parking space complementing the plot boundaries.



The home upon entering, opens up to a mesmerising view of the living and dining area held together by the courtyard, with gardens on the external north and east side of the living room.

This leaves the user stunned for a moment to absorb the beauty of the gardens, the courtyard and the interesting pattern of the jaali and its shadows.



**Ar. Preeti Divekar**

Mrignayani Creations



## IDEATION & BACKGROUND.

Mrignayani Creations is a platform for budget friendly art n craft workshops and hub for handmade artefacts. On October 11,2018, we launched our first product, Paper Quilling earrings through our label which was well received. The Lockdown unlocked a bunch of avenues for the teacher and artist in me to explore and celebrate creativity,resulting in Happy Kiddoz Activity Workshops. Initially we started off line but with second lockdown we had to switch to online mode in April 2021. Henceforth we have been operating online and off line and have almost 25+ artforms on our inventory. Our price range starts from ₹49/- to 1999/- depending upon the duration and uniqueness of art form. For first 1000 days the aim was only to sustain with no loss...and so far it has been achieved. We don't believe in getting any false reviews or rating system as such..our set of repeat customers gives us boost to go ahead. Budget friendly Pricing

Accessibility

Short duration courses

**The object of art is to give life a shape.**

-William Shakespeare

# Mandala Workshop


Swayamsiddha, KopInteractive Mandala session in progress 3.



Participants Creation.



Our Favourite Activity  
GO GREEN GROW GREEN



## Happy Kiddos Summer Camp.



Happy Kiddoz Activity Workshops. Initially we started off line but with second lockdown we had to switch to online mode in April 2021. Henceforth we have been operating online and off line and have almost 25+ artforms on our inventory.



## Online Summer Camp

Live Session



Happy Kiddoz...Always Happy Me!



Craft Session for Tanvi Dance Company 11.09.2022

# Challenges.

## Marketing

Marketing is the real monster to make u fail and consumes great deal of the cash flow...especially for online mode.

For off line mode acquaintance and word of mouth still work well in our area.

## Constant Innovation

Constant Innovation is required in strategies ,creatives and offers to attract new customers and keep up with the competition.

## Social media presence

Social media presence is necessary if u want to create good brand in current scenario which initially was not a priority.

**Collaboration** is the need of hour and has been profitable for us with 10 plus artists sharing their knowledge.

## Scaling up & Tech

support are other tasks that we are in process to resolve.

## Mrignayani Creation Inventory

- |                                   |                               |
|-----------------------------------|-------------------------------|
| 1 - Origami                       | 18 - Madhubani                |
| 2 - Mandala                       | 19 - Kalamkari                |
| 3 - Macrame                       | 20 - Lantern Making           |
| 4 - Dream catcher                 | 21 - Festive Decoration       |
| 5 - Dot Mandala                   | 22 - Happy Kiddoz Summer Camp |
| 6 - Paper Quiling                 | 23 - Winter Camp              |
| 7 - Lippan Art                    | 24 - Decoupage                |
| 8 - Bookmark Making               | 25 - Devnagri Calligraphy     |
| 9 - Doodle Art                    | 26 - Brush Calligraphy        |
| 10 - Candle Making                | 27 - Copper plate calligraphy |
| 11 - Gift Wrapping                | 28 - Faux Calligraphy         |
| 12 - Paper Bags & Envelopes       | 29 - Gothic Calligraphy       |
| 13 - Handmade Artefacts           | 30 - Water colours            |
| 14 - Paper Bags                   |                               |
| 15 - Mandala & Folk Art Paintings |                               |
| 16 - Diwali Hampers               |                               |
| 17 - Employee Engagement Workshop |                               |

Paper Bag training at Manndeshi Foundation



## Take Away Salary

- Happy heart n vibes
- Contented soul
- Connecting with people from all walks of life
- New learning every day
- Independence

These may not match fat salaries yet,but it has definitely enlightened my fat soul!

So I feel ... **Art is the best escape.**

## CLIENTS

1200 plus participants across India n world so far have participated in our workshops.

We have also conducted workshops for

Corporate /Group for platforms like,

- Rooftop,Rajasthan
- Uniform Junction,Mumbai
- Swayamsiddha, Kolhapur
- WisdmLabs
- HSBC,Bangalore
- Manndeshi Foundation
- Tanvi Dance Academy



**Ar. Vaidehi Bagade**

Sumit Bagade Architects.

# “A Fusion of Timeless Charm and Modern Elegance”

## Parimal Residence

The client's vision for their dream bungalow prioritized luxury, comfort, and an eye-catching design, especially considering the plot's road-touch location. The client required a luxurious space and a huge informal living room where the family members can setback and get relaxed seeing towards a big courtyard connecting with nature. They also mentioned about complete home automation for modern convenience and a dedicated home theater for entertainment.

Design Firm : Sumit Bagade Architects.

Principal Architect : Ar. Vaidehi Bagade

Project Type : Residential Bungalow.

Project Fact File:-

Client Name : Mr.Sagar Shah.

Location : Phaltan, Satara

Carpet Area : 4600 Sqft

Site Area : 2960 Sqft

Year Built : 2023



The exterior of the bungalow is designed with a blend of modern and traditional elements, featuring subtle color palette. The beams were covered with ACP wood finish cladding, complemented by highlighted stone cladding. An open covered terrace, featuring a day-bed provides the perfect spot for enjoying the best view. The CNC-cutting jali pattern becomes an integral part of the overall facade, enhancing its appeal. At night the entire bungalow is beautifully illuminated, offering a breath-taking experience and enhancing the overall view.



The entrance door serves as an artistic focal point blending tradition and modern style. The door is carved with traditional and a modern touch, featuring smooth golden laminate for a luxurious feel. As the door opens, you step into a stylish and functional space. Going with the entrance's look an inviting accent chair is placed. Next to the chair, a feature wall with classic wallpaper adds visual interest, making the entrance more than just a passage but a gallery of style. A tall rack unit maximizes both functionality and aesthetics, contributing to the overall design coherence.





The informal living room is a space for relaxation and family time, it goes beyond being practical blending modern simplicity with traditional designs for a cozy and harmonious atmosphere. As you enter, a beautiful open-to-sky courtyard captures attention, featuring a calming water fountain and a tall vertical garden wall – a delightful centerpiece that brings nature indoors. An open hanging shelf on the side becomes a canvas for displaying cherished artefacts or showpieces, contributing to the overall aesthetic appeal of the room. The swing near the courtyard invites you to take a break and enjoy the view. The sleek and minimal TV unit with Gold inlays and elegant legs add a touch of opulence.



The cool and warm tones used makes one feel calm and refreshing. The bed back wall is detailed with moulding patterns and a grand king-size bed as the main focus. The room gets lots of natural light from a wide window with full-length automated curtains. On the other side, there's a big wardrobe for storage that blends well with the overall design. Adding a touch of luxury, all ceiling lights and fans are automated, allowing effortless adjustment of lighting according to your mood and preferences.





*“Immersive Luxury: A Glimpse into Personal Home Theater Experience”*

The ambiance of home theater is set with a warm tone, creating a cozy and inviting atmosphere. The huge low height sofa bed allows viewers to experience the comfort while watching the movie. The top-tier red leather recliner adds a popup colour and also serves as a spot for the ultimate viewing pleasure.

The walls featuring mould pattern. Well positioned highlighter lights and neon light that spell out "It's Movie Time" reminds that this space is dedicated to entertainment.

The ceiling is a spectacular in its own way, featuring fiber optics star lights. This unique design element transforms the ceiling into a twinkling night sky, enhancing the overall cinematic atmosphere. The interplay of these fiber optics generates a mesmerizing atmosphere, transporting viewers to a world of stars and enchantment during movie nights.

**In the end, the clients were delighted to see their dream home come to life. As they described it, the space turned out to be perfect for both relaxing and celebrating with family and guests. The feedback we often receive is that the bungalow has a warm and inviting atmosphere, radiating a sense of home, tranquility, and luxury.**



Audio Visual Solutions Partner



**Elevating Architectural Vision with Unmatched Audio Visual Integration**

### About Us

Architects, envision spaces that transcend imagination with Elvtech Pvt Ltd, your premier partner in audio-visual (AV) integration. Our expertise in delivering bespoke AV solutions complements your architectural brilliance, enhancing the functionality and aesthetic appeal of your designs.

Elvtech is a leading Audio Visual (AV) Integrator, specializing in customized AV and Multimedia solutions for various commercial and residential spaces.



Multipurpose Spaces



Luxury Smart Homes

### What we offer

**Customized Design Solutions**  
Immerse your clients in captivating audio-visual experiences with our comprehensive range of solutions, meticulously tailored to suit the unique requirements of each project.

**Comprehensive Expertise**  
From concept to execution, we work tirelessly to seamlessly integrate cutting-edge AV technology into your architectural masterpieces.

**Technical Proficiency**  
Deep knowledge in IT, acoustics, and multimedia for tackling complex business challenges.

**Seamless Integration**  
Partnering with leading manufacturers, we guarantee top-quality products and seamless integration, ensuring your architectural vision is brought to life with unparalleled precision and reliability.



Hospitality



Educational Institutes/Campus



Outdoor Public Venues



Conference / Board Rooms

[www.elvtech.in](http://www.elvtech.in)

+91 90048 18 222

[contact@elvtech.in](mailto:contact@elvtech.in)

## LIFE'S JOURNEY... FILLED WITH OPPORTUNITIES

*Two roads diverged in a wood, and I—  
I took the one less travelled by,  
And that has made all the difference.*

This quote very much sums up my career path, the decisions I made, risks I took and my professional journey. I am an Architect Planner and am currently managing Strategic Projects in Highway Sector! Yes, you heard it right. I have been working in infrastructure sector for almost 20 years now and managing Projects at Urban scale and Regional Scale. I have worked in Urban Development, Water, Airport, Railway, Metro and Highway Sectors. It's been a very fulfilling journey.

Well... managing Projects which is not your core sector can be daunting at times, you need to constantly seek knowledge and understand technical aspects of these sectors. I can attribute this to my Masters in Urban and Rural Planning Degree.

I call myself Architect Planner because unlike Engineering we have the ability to be more creative, sensitive to people's needs and understand the functions of the built environment in human context.

This again we can have attributed to our Architectural Studies. This is purely my opinion which comes from my experience of working with people from engineering fields and Engineering firms.

An Architect can always bring fresh perspective, a human touch to solutions- I am a firm believer of this.

An Architect with master's degree in planning and working in Infrastructure Sector, so where do I start the story of my journey ???



Ar. Kavita Poptani Wakde

## My Journey...

My Father's dream was to see me as a Doctor and he harbored the disappointment on my decision to opt for Architecture for a long time. Architecture was not a choice; it was a better option than pursuing Engineering and again that was after a chance discussion I had with my Architect cousin. I was always impressed by her beautiful "home" and had a soft spot for all things beautiful and harmonious!

I enrolled into SPSMBH's College of Architecture, Kolhapur (CAK) in 1996. My journey at CAK was a mix bag – was good at Structures and History of Architecture but not very keen on Design Subjects although was a decent student. I had a mid-life crisis kind of feeling during my third year, did not know what will I do if am not good enough for Architecture. The Fourth year with introduction of subjects like Environment Planning, Urban Planning and 4 months of PP at Baroda was where I found my calling. I finally got into Masters programme for Planning at IIT, Roorkee. This was after I worked at a Civil Engineer's office at Solapur for a year. My experience there surely helped me in understanding Project Execution and various aspects of Project Management and construction.

During my Masters I was a trainee Planner at Transport Department of Mumbai Metropolitan Regional Development Authority (MMRDA), Mumbai. This was an eye-opener, it opened up the possibilities of sectors where one as an Architect/ Planner can put his or her skills to use. I was very much inspired by one of my Colleagues at MMRDA who as an Architect Planner volunteering with Youth for Unity and Voluntary Action (YUVA) a non-profit organization for Slum Redevelopment. I giggered for YUVA in my spare time and had already planned to join this Organization after my Masters.

Back to completing my Masters and almost joining a Real Estate Multinational Firm, I abandoned my plans and took a six months break for personal reasons. It was surely a setback and I was uncertain of what I shall do once I settle in Mumbai after my marriage. But as one says "When life gives you lemons make Lemonade" – I interviewed and gave a written exam for Junior Planner post at City Managers Association of Maharashtra (CMAM), a state level; membership-based professional association of all urban local bodies and Other Stakeholders in area of urban governance and management. This Experience of Working under guidance of an IAS Officer and with varied Government Departments and Institutions further fueled my interest in Urban and Infrastructure Sector.

I gained tremendous growth both Professionally and Personally during my decade long innings at a multi sectoral consultancy firm. This largely shaped my Technical Skills and Soft skills. Soft Skills give you an edge, help in Networking, Teamwork and Client Management.

I travelled immensely Pan-India during my stint as General Manager – Smart Cities, it was enriching to travel to places far and wide across India, meet local people, understand their issues and understand the role of People's participation and engagement in Local Planning.

## Lately ...

I have been working in Privately Owned Indian Management Consultancy Firms, I am stressing this as its a different ball game, where resources especially human resources are limited and you need to multitask for roles (which you will feel is not your work!) and make decisions yourself. As Architects, we all have experienced this - Architectural Firms are mostly Proprietary firms.

It's like all the setbacks (as I assumed them to be) actually opened up opportunities for me to reach where I am today! Glad I took them and they turned in my favor.

*I hope you are still with me on this Journey...*

*I would like to share some of my Project experiences.*

## Experiences :

### 1. Transport Sector –

I worked as an Urban Planner and eventually as a Project Manager for Airports at Mumbai, Solapur, Shirdi and Sikkim. As a Project Director I am currently handling Design Works for Konkan Expressway, Sagari Mahamarg and Zojila to Kargil Section of Leh Highway.



1. Sikkim Airport, Pakyong, 2009



2. Mushkoh Valley, Ladakh, 2023

### 2. Urban Infrastructure Projects -

I have been working in this sector for more than 20 years for Residential Townships, SEZs, and Commercial & Industrial development projects, Corridor Development Plans and Smart Cities. This Journey has been very rewarding professionally and for networking with various professionals from different walks of Life.



1. Chakan Industrial Project, 2015



2. Smart City, Kandla Port 2019

## Key Takeaways...

Dear Readers, if you are still with me on this journey, let me tell you all this was possible not only because of my perseverance but also because of constant mentoring of my senior colleagues, Team Support, Friends and Family. Family plays a central role, especially when you are a woman handling responsibilities both at home and work. I have been very lucky to have a supportive Family and Circle of Friends who always have my back.


### Also Mentoring is the key-

I have been lucky to have wonderful Bosses, Managers, Colleagues who have always risen over professional rivalry and politics to advice, guide, pitch in whenever needed. As you can see there are immense opportunities if you are willing to learn and take risks and have faith in yourself. Nothing lasts forever, perseverance is the key. Have a positive attitude and don't forget to have to make a Lemonade when life throws lemons at you!

Finally, I would like to continue this Journey I have been on...with the following quote –

*“The woods are lovely, dark and deep, But I have promises to keep, and miles to go before I sleep, and miles to go before I sleep.”*

*- Ar. Kavita Poptani Wakole*





**INDIA'S  
PREMIUM  
QUALITY  
MANUFACTURER**

**PRODUCT RANGE**

- **FACADE CLADDING (HPL)**
- **DECORATIVE LAMINATES**
- **PLYWOOD**

- 35 YEARS OF SUCCESS
- GLOBAL PRESENCE IN MORE THAN 18 COUNTRIES
- 3 STATE OF THE ART PLANTS LOCATED IN NORTH INDIA
- 1500 STRONG WORKFORCE
- PROGRESSIVE AND CREATIVE APPROACH OF MAKING
- PRODUCTION CAPACITY : PLYWOOD 50,000 CBM (P.A) LAMINATE 2.5 MILLION SHEETS (P.A)
- DEDICATED TOWARDS THE BEST DESIGNS AND WOOD WORKING TECHNIQUES
- PAN INDIA PRESENCE



**CHANDIGARH**

SCO No. 827, 1st Floor, NAC Manimajra, Chandigarh - 160101, INDIA  
☎ : +91 8195960111 📧 : info@samratply.in 🌐 : samratply.in

**BANGALORE**

No. 119, Nihal Tower 2<sup>nd</sup> Floor, J Lingaiah Rd,  
Opp. North Wind Restaurant,  
Sheshadripuram, Bangalore - 560020

**MUMBAI**

210, Raheja Plaza, 15 B, Shah Industrial Estate off. link Rd,  
Andheri (W), Mumbai - 400053




**Ar. Swati Patil**  
CUBOID 9 Architects

**'SIMPLICITY IS THE ULTIMATE SOPHISTICATION', IS THE FULCRUM AND FOCUS OF THIS PROJECT.**

*Residential Duplex*

Firm name: CUBOID 9 Architects  
Project type: Residential interior  
Project name: Residential interior of duplex at Pune.  
Client: Mr. Jadhav.  
Area- 2700 sq.ft.  
Project completion: 2 months



Our firm 'CUBOID9 architects' believes in 'Minimalism' which is in the design scheme simple yet elegant, minimum colors yet bold visual concept. Client's requirement was to have a cozy, comfortable but equally elegant and visually appealing living space.

Conceived as creating boutique luxury in home.

It was a challenge to design minimalistic interiors with a limited palette of materials.

This was achieved through neat and calculated design crafted into duplex at Nigadi, Pune.



- INDEX
- 1 LIVING
- 2 DINING
- 3 KITCHEN
- 4 STORE
- 5 WALK IN WARDROBE
- 6 TOILET
- 7 SON'S BEDROOM
- 8 TOILET
- 9 TERRACE



- INDEX
- 10 POOL
- 11 DAUGHTER'S BEDROOM
- 12 TOILET
- 13 MASTER BEDROOM
- 14 WALK IN WARDROBE
- 15 TOILET

Living room and dining provides a glimpse into tastefully decorated space, predominantly adorn with white hues.

The comfortable couches are noticeably placed in different area of the room offering cozy spaces for relaxation and conversation.

Lush green leafy plants behind couch add beauty to the space.

Bedrooms are designed as serene indoor setting like a deluxe suite.

Use of charcoal panelling to enhance wooden work. The curtains, linen, cushions and fabrics are selected very thoughtfully to merge inherently with design theme.

Paintings and artifacts in prime selected areas are extensions and add-ons of our design theme- 'Simplicity' but still demonstrating the essentiality of space.

Intermingling play of materials and light suggest a high level comfort & luxury complementing the overall ambience of the house.

The minimal palette expresses the playful push and pull between the design spaces.

The aesthetics and soothing spatial quality bring the desired luxury with white and neutral color scheme. Planters and wooden furniture representing nature and light. The repetition of wooden and white color palette forming the spine of the design. The neutral colors of upholstery and fabric compliment the theme. The elements like light fixtures, plants break the monotony adding line of elegance while full height mirrors, glossy floor tiles creates the depth within.



## VILLA ONE

Climate-first approach influenced the planning of spaces, articulation of the openings and material selections.

Name : Avani Shah

Firm's Name : ASDC - Avani Shah Design Co.

Collaborator : Studio Kosha

Project Type : Architectural and Interior

Project Name : Villa One

Size : 5600 sq.ft

Location : Bangalore

Photo credits : Nathan Photos



**Ar. Avni Shah**

ASDC - Avani Shah Design Co.



This project came to us during Covid. It's a 60 x 40 East facing Site in a quiet residential layout. When the client approached us, the foundations and columns were already raised, locking in the column locations. We reworked the entire program of the building taking into consideration all of the clients needs yet working with the same column locations.

Making the most of the context of the site, we decided to move with a climate-first approach. This influenced our planning of spaces, articulation of the openings and material selections.

We have used timber, terracotta, buffed concrete and various Indian stones for their tactile, earthy qualities. It's a Ground + 2 Structure with a Yoga room and a courtyard on the terrace. A large Gulmohar Tree flanked the building allowing us to provide a striking 20' tall window on the first floor opening onto the balcony.

This projecting balcony is the house's point of interaction with the street below. The balcony takes advantage of the east sunlight and is an ideal place for a morning breakfast, a quick exercise session or to even call out your regular sabjiwala.





The ground floor hosts the parking, a compact 2bhk home for rental and the entrance lobby of the main house. The staircase leading to the first floor is extended to be either used as a seater or to place artefacts.

As we climb up to the first floor, we catch a glimpse of the tall window, the dining and the formal living room. The sleek metal staircase leading up to the second floor has an inviting nook underneath.

The living and dining are flooded with filtered light from the full height window while geometric patterns created in the flooring help demarcate the



The double height roof with a skylight, along with the terracotta jali in the façade, creates an interesting play of light and shadow in the dining room throughout the day.



On the second floor, the family room looks down into the dining keeping a connect between the floors. This floor houses the main bedrooms of the house. The son's room has a corner window which forms the distinct element of the building elevation.





Name : Avni Shah  
 Firm's Name : ASDC -  
 Avni Shah Design Co.  
 Project Type : Interior  
 Photo Credits : Nayan  
 Soni Photography  
 Project Name : Alex  
 Residence  
 Size : 2400 sq.ft  
 Location : Bangalore

**ALEX RESIDENCE**  
 -By Ar. Avni Shah



The client being an artist herself and collected a lot of paintings, curios and antiques. The challenge was to work with the client's existing antique furniture pieces and brilliant art works. And create a shell to house them all seamlessly. Letting them be the hero of the project, and the interior as supporting cast. Common design elements are used in the two identical apartments with a shared lobby, making it a one large space. Incorporating existing furniture and decor pieces, ample storage, ambient lighting, and comfortable, modern furnishings were prioritized. Strict timelines were adhered to while working closely with the talented site team. This project involved two 3BHK ground-floor apartments for an artist, her husband, and a plant-loving mother. All of them being seniors, the focus was on design to be functional, senior-friendly and easy to use. The little courtyard acts a nursery for the client's many plants and a good spot to sun-bathe along with a cup of tea.





A lot of warm cozy nooks were created through out the house. Almost always by the windows, places to read, paint and contemplate. The kitchen as a contrast was very modern and functional in design with clean minimal lines. Merging away seamlessly and not taking away from the rest of the house. All the woodwork was done on site. The wooden beds and loose furnitures were made to order. The heaviness of the solid wood furniture was compensated by full height wardrobes with mirror shutters made the rooms feel bigger.



**everest**  
SuperHD | heavy duty board



External Cladding with SuperHD

India's no.1 high strength board for exteriors and wet area application.

#### SOLUTIONS

External Cladding  
Drywalls

Duct Encasement  
Wet Area Lining

Mezzanine Floor  
Roof tile Underlay

For more information call us on: 1800-4191-991

Follow us on: [f](#) [i](#) [t](#) | [everestind.com](http://everestind.com)

Scan the QR code for brochure and installation guide





**Ar. Geetanjali Naik**

Gautam And Geetanjali Arch Excel

“HOUSE THAT PERSONIFIES ART AND ETHICAL HEDONISM.”

*Gautam And Geetanjali Arch Excel.*

HOUSE OF ARTS

**Their greatest charm, however is their design philosophy where the duo asserts:**

**“Architecture is more than a building, Its like bridging the gap between dreams and reality, it is the mother of all arts.”**

Spread over an area of 8,000 sq. ft., this 60-year-old opulent bungalow is a solitary paradise surrounded by royal gardens in a plot of 20,000 sq. ft. The majestic abode was refurbished entirely to accommodate the client’s family while matching their rich taste in interiors. Adding an extra 1,500 sq. ft. to expand the gigantic, 6,000 sq. ft. bungalow was the team’s biggest challenge as the owners didn’t believe in reconstructing the house. The client’s additional concern, which is reflected in every area of this large residence, was the presence of natural light and ventilation, as the site has great exposure towards surrounding landscapes, In the backyard there is Mango orchard which is almost like a forest, and in the front yard we have introduced interesting clean lawn space and gave preference to the huge rain tree, that is seen from the living room just outside the compound wall, We wanted it to be a part of our interior environment visually, we have tried our best to bring the outside environment inside by making window openings of appropriate size and locating them at strategic positions to encourage cross ventilation and visual connections with surrounding environment.

The Art forms the epicentre of concept of this house , that’s why we call it “ **The House of Art.** “



**THE ART forms the epicentre of concept of this house , that’s why we call it “ The House of Art. “**

All the rooms in this house are adorned with unique art decors painted and curated by Ar. Gautam Naik my husband and fellow eseedian, these works are stories synonymous with the people inhabiting these spaces.

The entire house is floored with meticulously chosen Greago-grey Italian marble, choosing this one was bold choice, but we were confident that with the scale that we had envisaged it will seamlessly form the story of our design, that enhances the ambiance of the space. The selection of a base color palette of white, and black along with the various forms of artistic elements come together harmoniously in this bungalow to showcase contemporary-luxe progressive space, with a tint of retro flavour, the grandeur of this space is achieved by keeping minimal false ceiling and by excavating plinth and reducing the clutter of complex woven spaces to a simplified and sorted plan, the entire plan of the house is a transformation which blends comfort and art with nature. As soon as one enters this luxurious residence, they are drawn to artsy yet functional elements that extend throughout the property, giving it a refined look further, into the



design, the living room is a harmonious compilation of bespoke art embellishments that complement each other to give the spectators, a glimpse of the richness this paradise has to offer. Right from the 3D-printed chandelier that symbolizes falling leaves to the full-length dining table, this area is filled with elements of elite ness. However, the golden highlight of this space is the customized painting that acts as a partition to the dining and living area while symbolizing the clients’ journey of life the title of this Painting Partition is “The Mountain and the Moon” as the main clients names are

Girish which means Mountain and Purnima which means full Moon night , we tried to reflect this in the main highlight of the living room and dinning space a swiveling partition with this art on one side and the mirror on the other.



**The exotic illuminating**

Italian marble is an element of art in itself, the back painted black mirror wall was transported from Mumbai, the drawings had to be so meticulous that they could exactly match the site. We believe in one philosophy. **“God is in the details.”**



This powder room is hidden behind the black porcupine veneer wall, which doubles up as a media wall when the projector screen comes down, as the door veneer matches with the TV panel, one cannot notice the element of pleasant surprise, that one gets into as soon as he opens this door, this powder room is a volumetric art in itself, and the birds are not just embellishments of art but elements that help in illuminating this space.

**‘A pleasant surprise it is.’**



**“House becomes home, when we bring life into it.”**

We blended, retro with modern, We blended nature with Built, we induced Colors and art, comfort and luxury, Past and present.



**The Enlightenment- Buddha**



**We believe in one philosophy. “God is in the details.”**

Interior is about meticulousness of matching textures colours and masses. It reflects the persona of the owner. This is what we have tried to do here the KOYA pond and the fish eye symbolises the personality of the women inhabiting this space - Meenakshi



**The KOYA pond.**



Every morning when the client wakes up, he sees lush greenery as the first sight, we borrowed the story of green when we designed this master bedroom, we have introduced color to break the monotony and add life, and also retained the retro vibes while being contemporary. **“Lets go Green.”**



The formal living, Dining and living become one free flowing place which changes to a party lounge extending into the front lawn. This space can accommodate more than 40 people, The client required a dining table which could be moved with flexibility and could be adjusted in any corner of the space. It is a 10 seater dining table with 100kg weight with Italian marble top and can be moved with the help of two people which can happen due to the caster wheels at the base. Customisation in furniture design is our forte and that is what is reflected in the above dining table with reflective base. The reflection quotient makes this table look lighter and blend with the space when there are no chairs around.



**“Mobility, Flexibility And Versatility is what we aim for at Ggaec”.**

PROJET TEAM

**AR. GEETANJALI NAIK (PRINCIPAL ARCHITECT)**

**AR. GAUTAM NAIK**

AR SUJEET KUMBHAR (PROJECT ASSISTANT).

PROJECT PHOTOGRAPHY - AR. PRATHAMESH BEDEKAR

AND TEAM - FAME SHUTTER KOLHAPUR

PROJECT LOCATION - KOLHAPUR

PROJECT COMPLETION - 2022



Space is a space, it should be treated with respect, this is the master bathroom And we created this Master bathroom feature wall with vitrified tiles and its actually a hypnotic art, this idea becomes success when a person enjoying his bath gets engaged in this art, which is like meditation. **“ Beauty is in the eyes of Beholder.”**

# CURATED SPACES . . . INTERIORS THAT TELL A STORY



Ar. Kavita Jawdekar

Incorporating art and antiques into interior design represents the new luxury, blending timeless elegance with personal expression. This approach elevates spaces by integrating pieces with historical depth and unique character, creating interiors that tell a story. Art and antiques not only add aesthetic appeal but also introduce a layer of sophistication and individuality, distinguishing spaces in a way that mass produced items cannot.

This trend towards curating spaces with meaningful, often one of a kind items, reflects a growing appreciation for the past and a desire for authenticity and connection in our environments.

In this way, the inclusion of art and antiques in interior design goes beyond mere decoration, embodying a lifestyle that values heritage, craftsmanship, and the art of collecting.

**KNAUF**CEILING  
Solutions

MINERAL AND SOFT FIBRE CEILINGS



**KAPLINKS**  
ENGINEERING PVT.LTD.



# GROWING STRONGER TOGETHER.



## project 1 : WARANA BANK, WARANANAGAR.

We are associated with Warana Bank for more than 20 years And we are growing stronger together. We have been a pioneer in Warana Bank for carrying different concepts of designing and planning for years together.

## project 2 : BANK OF BARODA, PUNE.

We believe in long term relationship with the organization , we are associated with Bank Of Baroda for more than 15 years. We are working for them from Mumbai to Goa. We have been a part of the journey with the changing policies in standardization of colors and planning for last 15 years.



Ar.Girija Girish Kulkarni  
GG Arch Architect.

# SOPHISTICATION AND GLAMOUR



Ar. Rutika Tendulkar

“SITUATED IN ONE OF THE KOLHAPUR'S PRIME NEIGHBORHOODS, THIS APARTMENT IS DESIGNED TO CREATE A COMFORTABLE YET LUXURIOUS HOME FOR THE CLIENT.”

- Project Type - Interior
- Project Location - Kolhapur Maharashtra
- Project Completion Date - October 2023
- Carpet Area - 1600 sq.ft.

The clients wanted their house to be elegant, sophisticated featuring refined aesthetic elements. For a family of 3 - couple in their mid-40's and a teenager Daughter - The apartment has a living room, kitchen, 4 bedrooms, out of which one bedroom we transformed into dining area. Clients wanted a home that feels fresh, lively, yet elegant and glamorous.



We used charcoal panel of contrast pattern in pearl white color for the shoe unit with magnetic door which goes handle-less. Two distinct styles, Contemporary modern with transitional styles are converged successfully in this 4bhk apartment. Considering the client's desire for sophistication and glamour, we used a variety of materials with varied textures and color palette, with shades of white, Teal, beige, and a dash of gold.

We added lot of curves as the main element for the entire project. Creating a flow of curved lines in the ceiling of the living room that ends with a partition wall. Partition wall stands as the main focal point of the living room. As we move towards dining area, again an abstract curved art wall is created on the entire dining wall. Our main objective was to create materials with a variety of textures while still maintaining a harmonious appearance.

They wished to have some connectivity between Kitchen and living areas such that, the living area should be visible from kitchen, yet maintaining privacy of kitchen area. For clients, it was important that Comfort and luxury should go hand in hand. As we enter the apartment, a separate shoe unit is provided that also holds artifacts for a welcoming experience.





The apartment was an open plan with living, kitchen and dining as one big space. We added a partition in between kitchen and Living room. This happened to be the main focal point once we enter the apartment.

The furniture in the living area was chosen to match the theme with flowing curved Pattern. Custom made curved sofas in teal blue adds fresh lively vibe to the living room. A combination of Natural marble cladding, wallpaper and grey pvc panels is a perfect blend for a huge tv unit.

The dining table design is kept minimal with curved base finished with gold metal sheet. Floral chandelier, curved ceiling with the wooden paneled wall artwork makes a balanced design for dining area. Breakfast counter is the main highlight that connects kitchen and dining area together. The kitchen design is kept minimalist and classy in white and gold.



A gentle warm aesthetics is used for master bedroom. Fabric sheets, veneer and acrylic sheets – all with same color family adds grace to the space. The bedroom of the Teenage daughter uses a gentle feminine aesthetic. An innovative study table reflects her personality. Floral wallpaper in the background that is framed by an amber glow adds lot of drama to the space. A macramé swing in the bedroom is any girls dream.

The guest bedroom was adorned with a perfect combination of white, lilac, and beige. We selected geometric patterned headboard and kept everything else minimal.





**Ar. Amruta Haval**  
Lighting Designer

# ”IN THE RIGHT LIGHT, AT THE RIGHT TIME ”

My name is Amruta Haval. I completed my architecture degree in India and pursued a Master's in Light & Lighting at UCL in London. My journey into the world of lighting began during my third year of architecture studies while working on a museum project. After completing my architecture degree, I discovered a passion for lighting and decided to further my education with a Master's degree in the field. Since then, I have been actively involved in lighting design, accumulating 14 years of valuable experience in the industry.

**Why Lighting Designer:** - The role of an independent lighting designer is intricate and multifaceted. Working with the intangible medium of light, and only perceiving the surfaces it interacts with, renders describing the function of a lighting designer a challenging task. Nevertheless, the indispensable value brought forth by a lighting designer is pivotal to the triumph of any project, underscoring the necessity of showcasing this significance to the industry.

Mastering a constantly evolving array of disciplines—including design, architecture, engineering, physics, psychology, sociology, well-being, standards, and sustainability—is imperative for effective lighting design. The advent of COVID-19 has accelerated this evolution, propelling the design process forward at a rapid clip, alongside the swift development of products and controls. Consequently, lighting design has transcended its physical constraints, now encompassing vital concepts such as health, wellness, and biophilia.

The integration of lighting possesses the power to shape our perception of a structure and forge an emotional bond with a space. Collaboration between lighting designers and architects invariably yields a richly layered lighting scheme, imbued with visual intrigue. This symbiotic relationship between the two disciplines is the crux of successful lighting schemes.

Lighting design plays a pivotal role in fostering an emotional connection through ambiance, mood, and drama. When wielded with expertise, lighting design can bolster brand identity, elevate merchandise presentation in retail environments, guide guests through hotel spaces, evoke emotional responses in restaurants, and stimulate foot traffic in public areas.

The art of illumination entails orchestrating all lighting elements within a space to minimize aesthetic disruptions while concurrently devising strategies to slash energy consumption and lower costs for clients. Embracing a holistic approach to projects enables the creation of immersive, multisensory experiences where the emphasis lies on the quality rather than the quantity of light.

Effective lighting design prioritizes the individuals who inhabit the space. By comprehending the psychological and physical needs of stakeholders, designers can craft schemes that foster happiness, wellness, and efficiency. This endeavour has assumed heightened importance as health and well-being take centre stage, prompting industry standards to adapt accordingly. Lighting designers must remain vigilant in keeping pace with these evolving standards to maintain a competitive edge.

Few of the international project I have worked on:



The Carlton Tower, Jhumeirah



Fenwick Bracknell, London



Orchard place the Broadway, London



Selfridges Executive Officers, London

H  
a  
z  
  
R  
e  
s  
t  
a  
u  
r  
a  
n  
t  
  
L  
o  
n  
d  
o  
n





Ar. Anjali Jadhav Ph.D.  
Surat Anjali Associates, Kolhapur.

# CONSERVATION AND RESTORATION OF LAKE RANKALA, KOLHAPUR.

The holy city Kolhapur, famous as 'a Dakshin Kashi' since ancient times. Kolhapur stands on the bank of river Panchaganga and is famous for its lakes. Kolhapur was called as city of Lakes. Rankala Lake is in the heart of Kolhapur city, situated on the west side of the famous Mahalaxmi temple and named after the god Rankbhairav. It also attracts wildlife and many bird species. The lake has great Socio-cultural, aesthetic, and recreational values. The whole-to-part approach is adopted while doing the master plan of lake Rankala.



DEFECT MAPPING RANKALA TOWER



A-Conservation of the built environment.

B-Conservation of the ecosystem, bird life, aquatic life.

While conserving the built heritage the structural audit of the Rankala tower, parapet wall, and the dam wall of the lake Rankala was conducted. The decorative Rankala tower, parapet wall, stone coping, and projecting stone balcony were in a structurally weak condition. In the process of Conservation of Rankala Tower and built heritage of Rankala following methodology was adopted:

Methodology

### A) Treatment of the joints in stone masonry

1. Opening of the loose mortar joints/cracks in stone masonry.
2. Joints in the stone masonry shall be attended to by filling cracks with the lime material.
3. Grouting the cracks with non-shrink additives and arresting the propagation of the length and width of the crack by proper crack arrestors.

### C) Heli fix Crack Stitching:

1. Heli fix Technique for Crack Stitching involves bonding stainless steel Heli Bars into appropriate bed joints or cut slots in bricks, blocks, or stonework with Heli Bond epoxy grout.
2. Dry Fix pin installation procedures are highly skilled jobs hence it requires a rotary percussion drill of a 3-jaw-chuck tool for drilling later special Dry Fix PDA (Power Driver Attachment) fitted to SDS electric hammer drill.

### E) Protection of Silicone Siloxane coating:

1. All stone surfaces shall be dry and free from contamination such as oil, grease, loose particles, decayed matter, moss, algal growth, laticance, and all traces of mold-release oils and curing compounds.
2. This is best achieved by lightly grit blasting the surface. Where moss, algae, or similar growths have occurred, treatment with a proprietary biocide should be carried out after the grit blasting process.


### B) Epoxy grout

1 Grouting in the cracks of masonry joints & stone is to be done at & around the affected locations. In the case of lime grout, lime along with non-shrink additives should be grouted whereas in the case of epoxy grout, low viscous epoxies are required to grout the cracks having a width less than 0.2 mm with a pressure of 2.5 to 3.00 kg per sq. cm. 2 Special nipples, like brass nipples, fixed properly along the crack in stone with the help of epoxy putty / M-seal, must be used to sustain such pressured injection.

### D) Stone Façade cleaning:

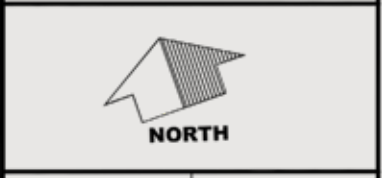
1. Cleaning the stone walls using an adequate high-pressure water jet. While carrying out the cleaning necessary precautions to protect decorative and ornamental pilaster/stonework shall be done.
2. Cleaning shall be done to remove algae growth, moss growth, flakes of stones, etc.





THIS DRAWING IS THE PROPERTY OF SURAT ANJALI ASSOCIATES ARCHITECTS & INTERIOR DESIGNERS & IS NOT TO BE USED OR REPRODUCED WITHOUT THEIR WRITTEN PERMISSION. THE CONTRACTOR MUST VERIFY ALL THE DIMENSIONS OF THE JOB & REPORT ANY DIMENSIONAL & OTHER DISCREPANCIES TO THE ARCHITECT.

REFER FOR ESTIMATE NO. 2 CONSERVATION AND RESTORATION OF RANKALA TOWER AT RANKALA LAKE, KOLHAPUR.



DRAWN BY: PREETI CHECKED BY: ANJALI

JOB  
**CONSERVATION AND RESTORATION OF RANKALA LAKE ,KOLHAPUR .**

DRAWING  
**DEFECT MAPPING (RANKALA TOWER)**


1ST SUBMISSION: 06/01/2020  
REVISION 1 : 14/10/2021

SCALE : 1 :50 DATE : 14/10/2021

JOB NO.2019 DRG. NO.3

ARCHITECT SIGN

**SURAT ANJALI ASSOCIATES**  
ARCHITECTS AND INTERIOR DESIGNERS  
B-1 ,RAJLAXMI CHAMBERS, 10TH LANE ,  
RAJAMPURI,KOLHAPUR.  
PH-0231-2524168.



THIS DRAWING IS THE PROPERTY OF SURAT ANAJALI ASSOCIATES ARCHITECTS & INTERIOR DESIGNERS & IS NOT TO BE USED OR REPRODUCED WITHOUT THEIR WRITTEN PERMISSION. THE CONTRACTOR MUST VERIFY ALL THE DIMENSIONS OF THE JOB & REPORT ANY DIMENSIONAL & OTHER DISCREPANCIES TO THE ARCHITECT

REFER FOR ESTIMATE NO. 2 CONSERVATION AND RESTORATION OF RANKALA TOWER AT RANKALA LAKE, KOLHAPUR



DRAWN BY: PREETI CHECKED BY: ANAJALI

JOB  
**CONSERVATION AND RESTORATION OF RANKALA LAKE, KOLHAPUR.**

DRAWING  
**DEFECT MAPPING (RANKALA TOWER)**

1ST SUBMISSION: 06/01/2020  
REVISION 1 : 14/10/2021

SCALE : 1 : 50 DATE : 14/10/2021

JOB NO.2019 DRG. NO.4

ARCHITECT SIGN

**SURAT ANAJALI ASSOCIATES**  
ARCHITECTS AND INTERIOR DESIGNERS  
B-1, RAJLAXMI CHAMBERS, 10TH LANE,  
RAJAMPUR,KOLHAPUR,  
PH-0231-2524168.

# PHD PROJECT

BY

Dr. Anjali Jadhav

(Specialization: Indoor Environmental Quality, Architectural heritage conservation)

02anjaliadhav@gmail.com

## Evaluation of Indoor Environmental Quality (IEQ) in Temples in the moderate climatic Zone: Case of Temples in Kolhapur District

### ABSTRACT:

This research is motivated by various observations of heritage structures, temples, and related activities over a long period. Specifically, the temples in my area, Kolhapur, built hundreds of years ago, are very popular across India, and lakhs of devotees visit them. The temple precincts are full of devotees, and various offerings are used in the temples. Many devotees visit the temples on holidays and festival days. Most local people visit the temples as part of their daily routine.

It is observed that some people come to the temple premises but do not enter the temple due to overcrowding, long queues, and an uncomfortable and noisy indoor environment. During the festival seasons, the top hospitals in Kolhapur set up medical camps on the temple premises to help with devotees' health problems. Moreover, young children start crying inside due to the uncomfortable indoor environment and crowd. As a result, the temple structure's aesthetics, structural strength, and the idols of gods and goddesses are affected.

Indoor Environmental Quality (IEQ) is a significant issue related to the health and efficiency of the occupants of that space. The IEQ of any temple is a concern as lakhs of devotees visit it and are affected by it. Very little research has been conducted on this topic to date. We need to focus on it; more work is expected in this study area. In India, thousands of temples of varied deities with various ritual customs and our living cultural heritage exist. This research focuses on the IEQ of temples in the Kolhapur district, visited by lakhs of devotees every year, and a specific type of substance offered to the gods. The selected case study temples, i.e., Mahalaxmi Temple, Jyotiba Temple, and Birdev Temple, have similar criteria.

This research presents the interrelation between humans and the man-made indoor environment and their impact on each other. The study of IEQ was based on the guidelines of Robert Bean, ASHRAE, and ISHRAE; the parameters of IEQ, such as thermal comfort, air quality, light quality, sound quality, and odor quality inside the temples, were studied in depth. The methodological framework is exploratory, in which devotee satisfaction and comfort were identified. Mixed methodology, objective and subjective methods, and quantitative and qualitative methods are used to collect data from the case study temples and devotees' perceptions of comfort and satisfaction related to IEQ in temples. The collected data are used to obtain rigorous outcomes. This methodology includes quantitative tools such as onsite measurements with predefined scheduled locations and qualitative tools such as structured questionnaire surveys and interviews for devotees' perception of comfort and satisfaction inside the temples.

Quantitative data analysis was interpreted using percentages and visualized using a scatter diagram. ANOVA is used to check the significant difference between the means of the three temples and test the hypothesis. XLSTAT's regression analysis tool is used to obtain the relationship between different parameters, fit the regression line, interpret the regression analysis, and suggest the 95% confidence interval. For qualitative analysis, the sample size selected is also significant ( $n > 30$ ); hence it is assumed that the sample data is normally distributed. So, to test various hypotheses, the 'Z'-test is applied. Descriptive statistical analysis was done using various statistical tools like bar charts, pie diagrams, percentages, and simple averages, Standard Deviation (S.D.), Variance, and Coefficient of Variation (C.V.). Finally, validation of the data was done using simulation software. The modeling of the temples was done in Rhinoceros 6 and further simulated for mean Radiant Temperature and daylighting using Grasshopper plug-ins, and the wind was simulated in Autodesk CFD.

The research concluded from the quantitative and qualitative analysis that the thermal comfort conditions inside the temples are affected due to increased temperature, higher humidity, and a very low rate of air exchange compared to ISHRAE Standards 10001-2019; as a higher concentration of devotees are inside the temples causing discomfort. Indoor Air Quality of the buildings is affected due to higher concentrations of harmful gases than the ISHRAE Standards. As per the lighting standards SLL, the temples' lighting quality is below the standards. The Sound Quality inside the temples has deteriorated as a very high sound level is recorded compared to the standards causing discomfort and chaos. During the festival season, it is crowded, and the Odour Quality is hampered due to the increased number of devotees in the small volumes of temples. The chemical composition of the offerings is more acidic and may cause damage to the stone structure of the temples and the idols and motifs of the temples.

It is recommended that to improve the IEQ inside the temples, cross ventilation should be facilitated, and the air exchange rate should be increased for convective cooling. Control over offerings to God is essential, or it should be restricted or symbolic, or pure offering substances should be used. It can promote restriction on the entry of devotees, and E Darshan can be adopted. The windows or openings should be opened or free from obstructions to admit sufficient light inside the temples. Silence should observe with the limited number of devotees inside the temples. E-pass for the Darshan is recommended to control the flow of devotees per hour inside the temples with social distancing. Offerings substances should be checked in the laboratory for adulteration, and faulty sellers can be banned. The researcher's hypothesis is accepted. "Hence the Indoor Environmental Quality is fast deteriorating due to the increased number of devotees visiting the Temples, the type of offerings causing pollution and Poor management of factors affecting the Indoor Environmental Quality of the Temples." Based on the study, analysis, and recommendations, a 10-point strategy is developed for evaluating IEQ inside the temples for the moderate climatic zone, which can be adopted for evaluating the IEQ of the other temples. Further study can be done on this particular topic, and the research can be taken to the next level.

# UniStone

## Architectural Solutions Facade & Landscaping Products



**Raman Chharia**  
Phone: +91 9899227482  
Email: raman@unistone.in

**Kapil Gupta**  
Phone: +91 9871764576  
Email: kapil@unistone.in



Reconstituted Stone - Paving



Clay Facade Panels



GRC / FRP Jali



Reconstituted Stone - Cladding



Stone Crete



Leonardo

# DAIKIN

Create New Value For Tomorrow

## THE WORLD'S NO. 1 AIR CONDITIONING COMPANY



 **CLIMATIC CONTROLS PVT. LTD.**

**Yogesh Kumar Singh**  
+91 98703 06470  
yogesh@climaticcontrols.in



**We Keep The World Moving!  
Safely. Comfortably. Efficiently.**

We are authorized dealers for  
**BLUE STAR** & **DAIKIN** products

**Elevator Services**

Personalised Italian Home Elevators | Customised Home Elevators with Sales, Installation and Service in Pan India Basis

**HVAC Division**

Central Chilled Water Plant System | Ventilation & Evaporative Cooling | Clean Room Technology | Heat Recovery & Desiccant Cooling | Thermal Storage System.



T- 01 Haware Centurion, 3rd Floor, Plot No. 88/91,  
Sector 19 A, Seawoods, Nerul East, Navi Mumbai-400 706, Maharashtra, India  
Email: [abrado@abradogroup.com](mailto:abrado@abradogroup.com) | [www.abradogroup.com](http://www.abradogroup.com)  
Call: +91 022 - 27710991 / 93

**Call : Aby Mathew  
+91 9892311119**



**ARCHITECTURAL PROFILES**



bottomLine®

PARTITION SYSTEMS  
PROFILES & SOLUTIONS



TO EXPLORE MORE

**CONTACT**  
Santosh Jain: +91.988.676.4042  
Hitesh Bhide: +91.988.676.4024

**E-MAIL**  
[santosh@surfaces.co.in](mailto:santosh@surfaces.co.in)  
[hitesh@surfaces.co.in](mailto:hitesh@surfaces.co.in)

**WEBSITE**  
[www.bottomlineprofiles.com](http://www.bottomlineprofiles.com)



QUALITY | LIFE | ECO | SUCCESS

EcoSoft is a beacon of excellence, specialising in manufacturing and importing eco-friendly flooring solutions for commercial and residential spaces. With an unwavering commitment to quality, innovation, and environmental sustainability, we pioneer products like commercial cushion backing and eco-backing carpet tiles. EcoSoft: where style meets eco-conscious responsibility for transformative spaces.

Our vision is to confidently revolutionize the flooring industry while steadfastly maintaining our original goal of consistently providing advanced and emerging flooring solutions.

**EcoSoft India Pvt. Ltd.**  
117, Bussa Industrial Estate, T.J. Road,  
Sewree (W), Mumbai - 400 015  
Tel. : +91 22 2415 8883 / 2415 8884 / 2415 8885 / 2415 8886  
Mobile : +91 90041 84169 | E-mail : [info@ecosoft.biz](mailto:info@ecosoft.biz)  
[www.ecosoftcarpets.com](http://www.ecosoftcarpets.com)



**REACH OUT TO US**  
+91 9999006933  
AFC@AFCINDIA.IN  
CUSTOMERCARE@AFCINDIA.IN

**Contemporary &  
functional design**  
that improve your productivity



Make your workplace  
**The definition of  
perfection**



Furniture which fit in with the  
**Requirements, Atmosphere and Ethos**  
of any desired workspace



